

PLS 210  
Political Science  
Research Methods

Week 10:  
Research ethics

# Plan for this week

- Research ethics:
  - CITI training
  - Data security
  - Ethical dilemmas

# CITI training


## Required Modules

Complete all 5 required modules.

Modules	Completed	Score	
Belmont Report and Its Principles (ID 1127)	19-Oct-2020	100%	<a href="#">Review</a>
Students in Research (ID 1321)	Incomplete	-	<a href="#">Start</a>
History and Ethical Principles - SBE (ID 490)	19-Oct-2020	100%	<a href="#">Review</a>
Informed Consent - SBE (ID 504)	19-Oct-2020	100%	<a href="#">Review</a>
International Studies (ID 971)	Incomplete	-	<a href="#">Start</a>

# Belmont Report principles

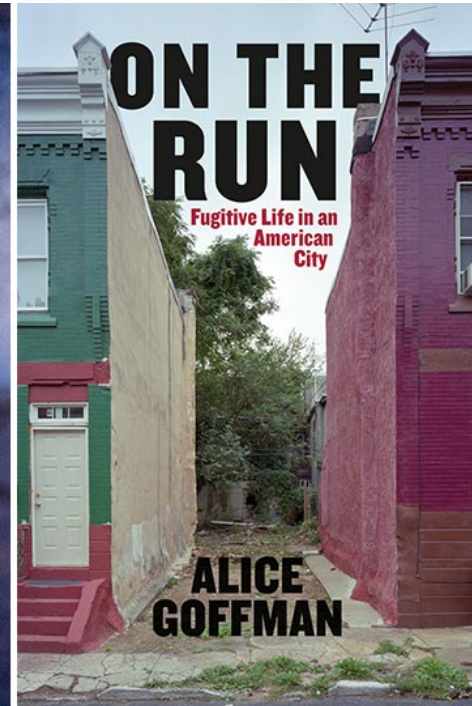
- Respect for persons
- Beneficence
- Justice



DHEW Publication No. (OS) 78-0012

# Respect for persons

- Consent
- Representation



# Beneficence

- Maximize benefits
- Do no harm:
  - Sound judgement
  - Protection of research participants' data:
    - Anonymity, anonymization, and de-identification
    - Confidentiality:
      - Participant recruitment
      - Data collection
      - Data storage



# Justice

## Research Deserts and Oases: Evidence from 27 Thousand Economics Journal Articles on Africa

Obie Porteous\*

September 8, 2020

### Abstract

The first two decades of the 21st century have seen an increasing number of peer-reviewed journal articles on the 54 countries of Africa by both African and non-African economists. I document that the distribution of research across African countries is highly uneven: 45% of all economics journal articles and 65% of articles in the top five economics journals are about five countries accounting for just 16% of the continent's population. I show that 91% of the variation in the number of articles across countries can be explained by a peacefulness index, the number of international tourist arrivals, having English as an official language, and population. The majority of research is context-specific, so the continued lack of research on many African countries means that the evidence base for local policy-makers is much smaller in these countries.

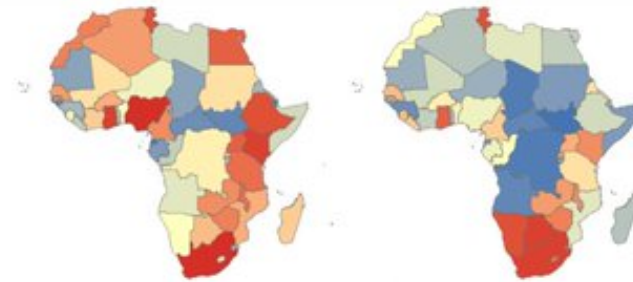


Figure 1: Total (left) and Per Capita (right) Research Articles

Notes: Maps are color-coded by quantiles (27 with 2 countries in each) and represent the tally of articles from all 1,980 EconLit journals. The color scale ranges from dark blue for the lowest tally to dark red for the highest tally. The per capita tally is calculated using average annual population data for 2000-2019.

Table 7: Correlation of Research with Cost Variables

	(1)	(2)	(3)	(4)	(5)	(6)
Data availability	8.20*** (1.81)					3.22 (2.04)
Ease of Doing Business		0.0702*** (0.00963)				0.00600 (0.0110)
Global Peace Index			-1.61*** (0.280)			-0.606** (0.255)
Int'l arrivals (log)				0.592*** (0.0737)		0.290*** (0.0858)
English					1.05*** (0.264)	0.611*** (0.165)
Population (log)	0.875*** (0.0752)	0.669*** (0.100)	1.04*** (0.0957)	0.529*** (0.0620)	0.842*** (0.0841)	0.694*** (0.0687)
Constant	-12.31*** (1.41)	-10.03*** (1.57)	-7.90*** (1.59)	-10.89*** (1.25)	-8.85*** (1.39)	-10.66*** (1.06)
Observations	54	54	50	53	54	49
Adjusted R <sup>2</sup>	0.80	0.74	0.73	0.85	0.69	0.92

Notes: The dependent variable is the log of the number of articles (tally). Robust standard errors in parentheses. \*Significant at 10%, \*\*Significant at 5%, \*\*\*Significant at 1%.

Porteous, Obie. 2020. *Research Deserts and Oases: Evidence from 27 Thousand Economics Journal Articles on Africa*.

# Takeaways

- Belmont Report principles
- Alice Goffman and the ethical dilemmas of social science research
- Data security
- CITI training