

## Section 1 Course Evaluation Executive Summary

Course Name: Politics of Development POL201Y1-Y-LEC0101	Instructor: Maciej Czuba
Course Code: POL201Y1	Section: LEC0101

Raters	Students
Responded	17
Invited	25

### Part A. Core Institutional Items

Scale: 1 - Not At All 2 - Somewhat 3 - Moderately 4 - Mostly 5 - A Great Deal

Question	Summary	
	Mean	Median
I found the course intellectually stimulating.	3.9	4.0
The course provided me with a deeper understanding of the subject matter.	4.1	4.0
The instructor ( <a href="#">Maciej Czuba</a> ) created an atmosphere that was conducive to my learning.	4.1	4.0
Course projects, assignments, tests, and/or exams improved my understanding of the course material.	3.7	4.0
Course projects, assignments, tests and/or exams provided opportunity for me to demonstrate an understanding of the course material.	3.9	4.0
<b>Institutional Composite Mean</b>	3.9	-

Scale: 1 - Poor 2 - Fair 3 - Good 4 - Very Good 5 - Excellent

Question	Summary	
	Mean	Median
Overall, the quality of my learning experience in this course was:	3.5	4.0

7. Please comment on the overall quality of the instruction in this course.	See Section 2
8. Please comment on any assistance that was available to support your learning in this course.	See Section 2

## Part B. Divisional Items

Scale: 1 - Not At All 2 - Somewhat 3 - Moderately 4 - Mostly 5 - A Great Deal

Question	Summary	
	Mean	Median
FAS001 The instructor ( <a href="#">Maciej Czuba</a> ) generated enthusiasm for learning in the course.	4.0	4.0

Scale: 1 - Very Light 2 - Light 3 - Average 4 - Heavy 5 - Very Heavy

Question	Summary	
	Mean	Median
FAS002 Compared to other courses, the workload for this course was...	3.4	3.0

Scale: 1 - Not At All 2 - Somewhat 3 - Moderately 4 - Mostly 5 - Strongly

Question	Summary	
	Mean	Median
FAS003 I would recommend this course to other students.	3.8	4.0

## Part C: Departmental Items

Scale: 1 - Not At All 2 - Somewhat 3 - Moderately 4 - Mostly 5 - A Great Deal

Question	Summary	
	Mean	Median
The course drew attention to ethical and social issues related to the field of study.	4.1	5.0

Scale: 1 - Not At All 2 - Somewhat 3 - Moderately 4 - Mostly 5 - A Great Deal

Question	Summary	
	Mean	Median
Course lectures improved my understanding of the course material.	4.1	4.0

Scale: 1 - Not At All 2 - Somewhat 3 - Moderately 4 - Mostly 5 - A Great Deal

Question	Summary	
	Mean	Median
The course stimulated new ways for me to think about the world.	4.1	5.0

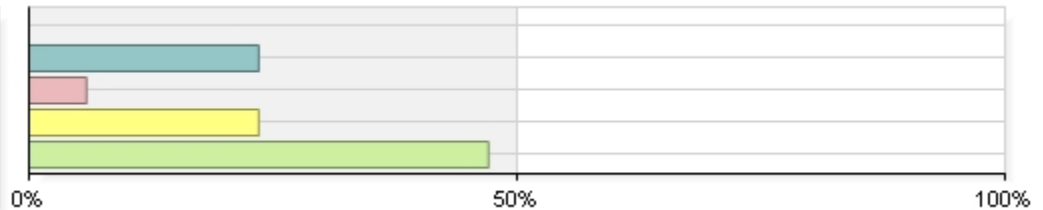
## Section 2 Course Evaluation Details and Summaries

### Response Distributions and Associated Statistics

#### Part A. Institutional Items

##### 1. I found the course intellectually stimulating.

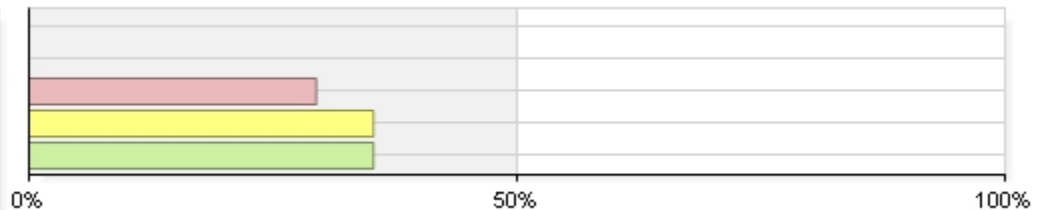
1 Not At All	0	0%
2 Somewhat	4	24%
3 Moderately	1	6%
4 Mostly	4	24%
5 A Great Deal	8	47%
<b>Total</b>	<b>17</b>	



Statistics	Value
Mean	3.9
Median	4.0
Mode	5
Standard Deviation	1.2

##### 2. The course provided me with a deeper understanding of the subject matter.

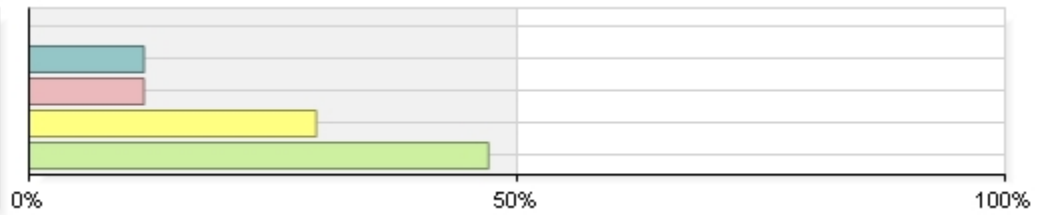
1 Not At All	0	0%
2 Somewhat	0	0%
3 Moderately	5	29%
4 Mostly	6	35%
5 A Great Deal	6	35%
<b>Total</b>	<b>17</b>	



Statistics	Value
Mean	4.1
Median	4.0
Mode	4, 5
Standard Deviation	0.8

3. The instructor (**Maciej Czuba**) created a course atmosphere that was conducive to my learning.

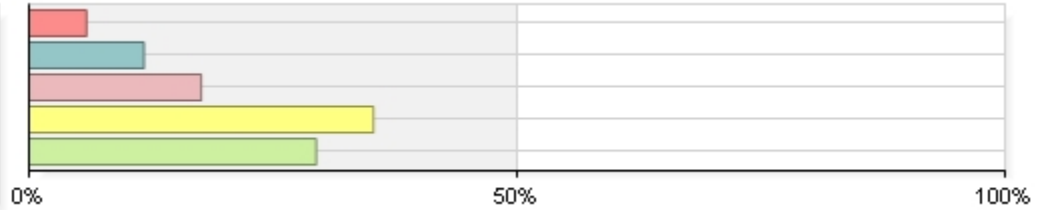
1 Not At All	0	0%
2 Somewhat	2	12%
3 Moderately	2	12%
4 Mostly	5	29%
5 A Great Deal	8	47%
Total	17	



Statistics	Value
Mean	4.1
Median	4.0
Mode	5
Standard Deviation	1.1

**4. Course projects, assignments, tests and/or exams improved my understanding of the course material.**

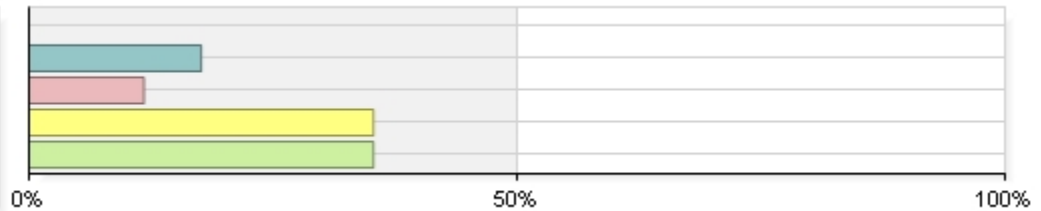
1 Not At All	1	6%
2 Somewhat	2	12%
3 Moderately	3	18%
4 Mostly	6	35%
5 A Great Deal	5	29%
<b>Total</b>	<b>17</b>	



Statistics	Value
Mean	3.7
Median	4.0
Mode	4
Standard Deviation	1.2

**5. Course projects, assignments, tests and/or exams provided opportunity for me to demonstrate an understanding of the course material.**

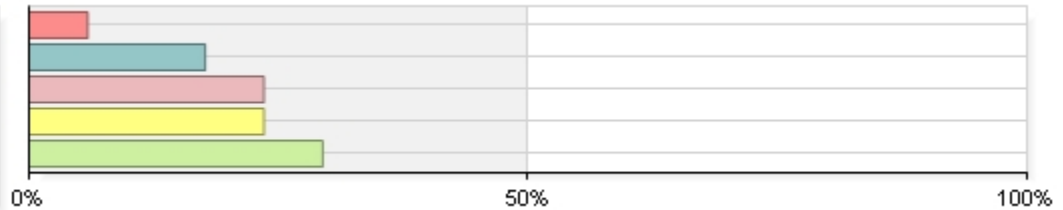
1 Not At All	0	0%
2 Somewhat	3	18%
3 Moderately	2	12%
4 Mostly	6	35%
5 A Great Deal	6	35%
<b>Total</b>	<b>17</b>	



Statistics	Value
Mean	3.9
Median	4.0
Mode	4, 5
Standard Deviation	1.1

**6. Overall, the quality of my learning experience in this course was....**

1 Poor	1	6%
2 Fair	3	18%
3 Good	4	24%
4 Very Good	4	24%
5 Excellent	5	29%
<b>Total</b>	<b>17</b>	



Statistics	Value
Mean	3.5
Median	4.0
Mode	5
Standard Deviation	1.3

## 7. Please comment on the overall quality of the instruction in this course.

Comments
Great.
The instructor knows what he his doing. He knows the materiel and give more explanation to the students when they ask him a questions about the course. I have learned a lot from this course,in development. Development is huge subject, but I am now know political development, economic development, human development, social development, as well as community development.
Slightly disorganized, not the most stimulating course, only took to fulfill requirement
Very interactive
Being able to partake in class based discussions was very beneficial in terms of moving past just listening to a lecture on theory. Overall, I enjoyed the class, but that may also have been due to the relatively small size of the class, which really did help in being able to engage in the topics being taught.
The instructor explained content extremely well and was very helpful in providing detailed answers to questions asked in class, after class, and during office hours. The course was very well–organized, and it was clear how the different topics linked together to form a big picture. The instructor seemed very knowledgeable about the content and was able to speak at length about a variety of issues relevant to the course that were brought up by students. Overall the instruction in this course was very excellent and I would definitely be interested in taking another course taught by this professor.
Interesting and very intellectually stimulating.
Professor Czuba's lectures were informative and well–organized. The material was effectively synthesized at the end of each unit and throughout the lectures.
I have the honor to take this course taught by Mr. Czuba, and I find this course is the best course I have ever taken so far in my limited university time. The slides are organized and all the details are on it. They clearly demonstrate how much efforts he has devoted. Also, the reading materials are carefully selected, which makes them very helpful and strongly associated with class materials. The instructor is energetic and enthusiastic. He demonstrates excellent understanding in his field with all the cases he gives in class. He also provides a lot of room for class discussion, and he tries to help everyone learn better. Overall, he inspires my interests on the subject. And he makes me a more knowledgeable and reasonable student.
It appears that it needs to be more discussion based or that the questions brought up in class are actually answered through either reading materials or some portal communication because they weren't addressed. The answer was always we can discuss after and a lot of good challenging questions brought up by more than one student went unanswered. The essay needed more guidance – focussing on three countries with 2 theories was challenging in such a short amount of time and not enough TA support. While the physical TA sessions showed the knowledge of the TA, the related readings to the lecture needed more work because that is what we are tested on eventually. It was great that we didn't have to buy a textbook for such a short course session – really appreciated having the readings available via the online portal. The content could have been explained better – either with real world references in the news or perhaps case studies.
The instructor is an academic but I prefer people with the gift of teaching too so I can understand easier where they are going with the course. The instructor cited a lot including additional authors than the course readings .The lecture slides were really good.
Professor Czuba is refreshing with his intensely deep knowledge of African development, it honestly surprised me in a very good way. With his graduate studies set in the East Africa region, it was clear he knew what he was talking about. I very much enjoyed this class!

## 8. Please comment on any assistance that was available to support your learning in this course.

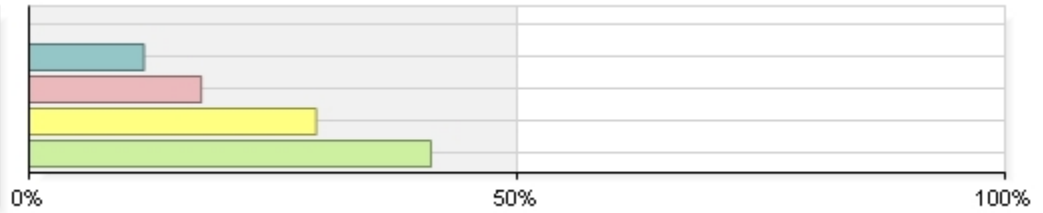
Comments
Professors lecture slides.
Yes, there was assistance in guide me how to write paper. He was always there whenever you need him. He will be a good professor. w
TA was helpful, however when I had questions regarding how to make up for lost tutorial time (due to previous commitments made before I knew about tutorials), I was responded to with unhelpful advice, and was offered no help whatsoever – extremely frustrating
Office hours, email correspondence, many in class questions
The professor was pretty helpful during office hours and open for discussions on a range of issues, even if they didn't necessarily pertain to the class. TA for tutorials doesn't reply to emails, albeit providing email and contact information on the first day, which was a little frustrating.
The professor was very helpful during office hours and after class.
Great. During the term, I attended almost all of his office hours. Despite sometimes I had difficulties in understanding concepts, he explained things again and again until I understood.
Kevin was really helpful during his office hours and in all of his email responses. He was insightful and focused on the material with workable feedback. Noaman was knowledgable but needed more time with us and needed to refer to the readings more and how they relate to the lectures.
The teacher made himself available at office hours and questions after lecture



## Part B. Divisional Items

The instructor (**Maciej Czuba**) generated enthusiasm for learning in the course.

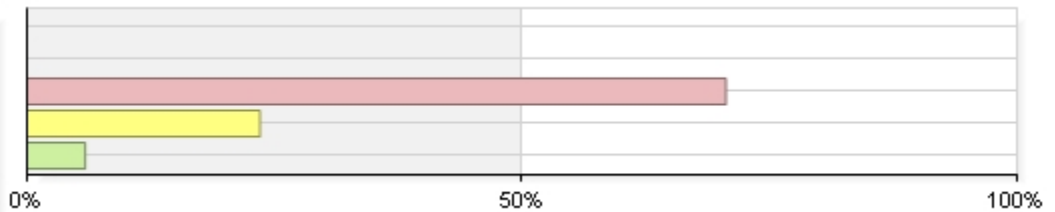
1 Not At All	0	0%
2 Somewhat	2	12%
3 Moderately	3	18%
4 Mostly	5	29%
5 A Great Deal	7	41%
<b>Total</b>	<b>17</b>	



Statistics	Value
Mean	4.0
Median	4.0
Mode	5
Standard Deviation	1.1

Compared to other courses, the workload for this course was...

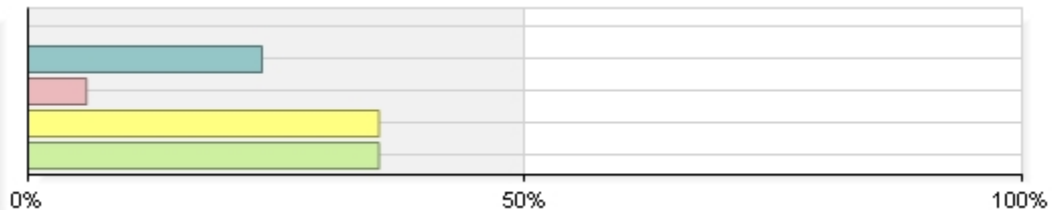
1 Very Light	0	0%
2 Light	0	0%
3 Average	12	71%
4 Heavy	4	24%
5 Very Heavy	1	6%
<b>Total</b>	<b>17</b>	



Statistics	Value
Mean	3.4
Median	3.0
Mode	3
Standard Deviation	0.6

I would recommend this course to other students.

1 Not At All	0	0%
2 Somewhat	4	24%
3 Moderately	1	6%
4 Mostly	6	35%
5 Strongly	6	35%
<b>Total</b>	<b>17</b>	

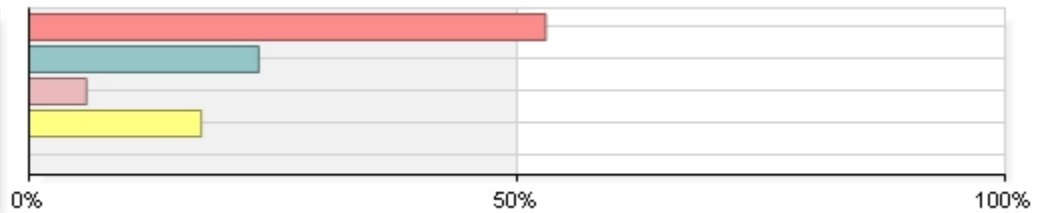


Statistics	Value
Mean	3.8
Median	4.0
Mode	4, 5
Standard Deviation	1.2

## Part C. Departmental Items

The course drew attention to ethical and social issues related to the field of study.

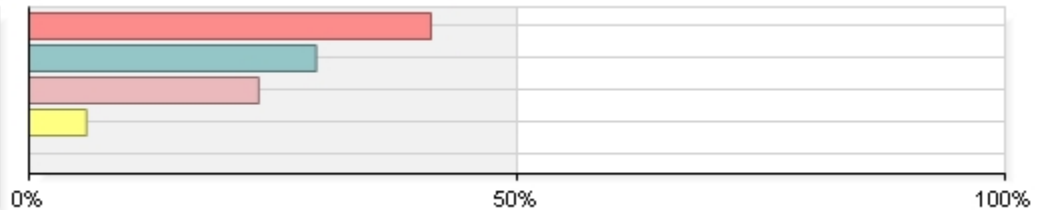
5 A Great Deal	9	53%
4 Mostly	4	24%
3 Moderately	1	6%
2 Somewhat	3	18%
1 Not At All	0	0%
<b>Total</b>	<b>17</b>	



Statistics	Value
Mean	4.1
Median	5.0
Mode	5
Standard Deviation	1.2

Course lectures improved my understanding of the course material.

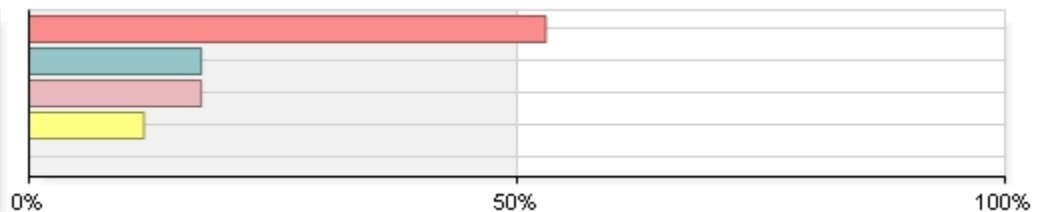
5 A Great Deal	7	41%
4 Mostly	5	29%
3 Moderately	4	24%
2 Somewhat	1	6%
1 Not At All	0	0%
<b>Total</b>	<b>17</b>	



Statistics	Value
Mean	4.1
Median	4.0
Mode	5
Standard Deviation	1.0

The course stimulated new ways for me to think about the world.

5 A Great Deal	9	53%
4 Mostly	3	18%
3 Moderately	3	18%
2 Somewhat	2	12%
1 Not At All	0	0%
<b>Total</b>	<b>17</b>	



Statistics	Value
Mean	4.1
Median	5.0
Mode	5
Standard Deviation	1.1

## Section 3. Comparative Data

### Part A. Core Institutional Items

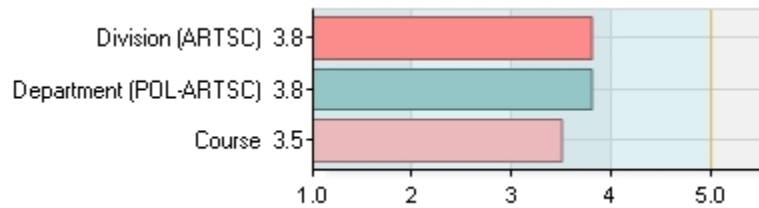
Scale: 1 - Not At All 2 - Somewhat 3 - Moderately 4 - Mostly 5 - A Great Deal



## Section 3. Comparative Data (continued)

Scale: 1 - Poor 2 - Fair 3 - Good 4 - Very Good 5 - Excellent

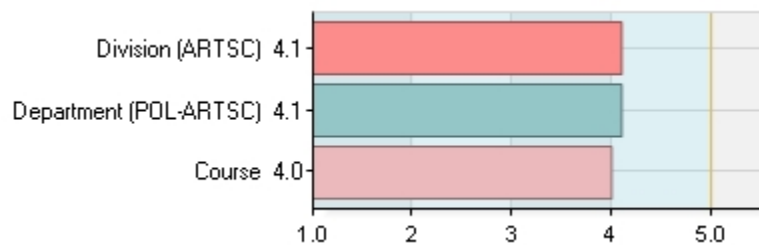
**6. Overall, the quality of my learning experience in this course was:**



### Part B. Divisional Items

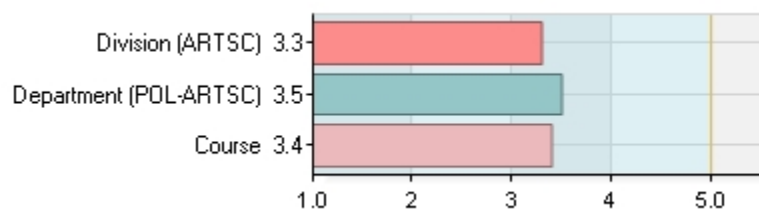
Scale: 1 - Not At All 2 - Somewhat 3 - Moderately 4 - Mostly 5 - A Great Deal

**9. The instructor generated enthusiasm for learning in the course.**



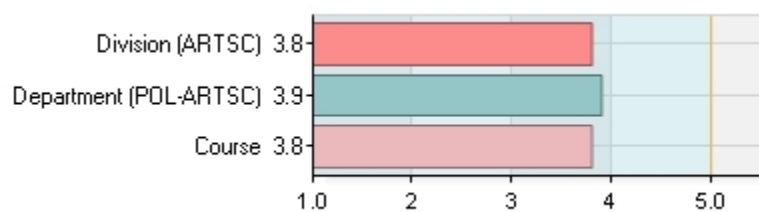
Scale: 1 - Very Light 2 - Light 3 - Average 4 - Heavy 5 - Very Heavy

**10. Compared to other courses, the workload for this course was:**



Scale: 1 - Not At All 2 - Somewhat 3 - Moderately 4 - Mostly 5 - Strongly

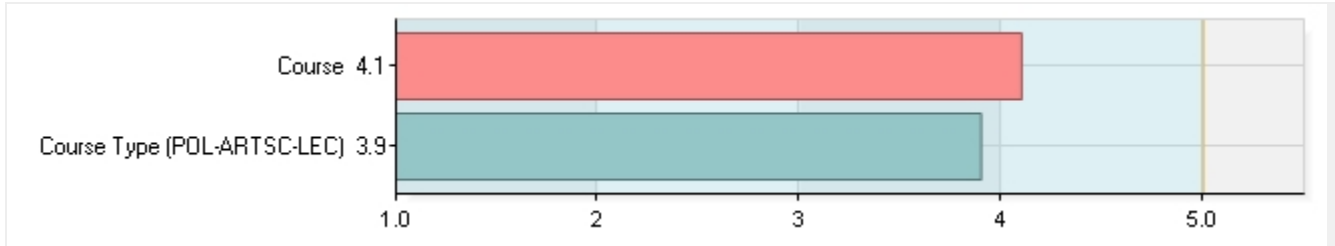
**11. I would recommend this course to other students.**



## Part C: Departmental Items

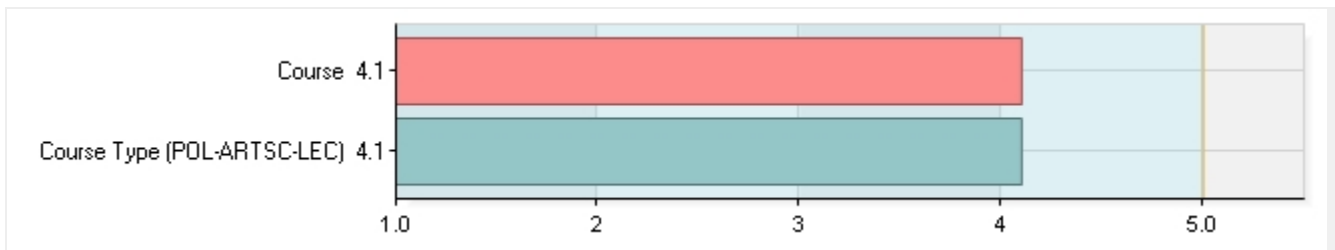
The course drew attention to ethical and social issues related to the field of study.

Scale: 1 - Not At All 2 - Somewhat 3 - Moderately 4 - Mostly 5 - A Great Deal



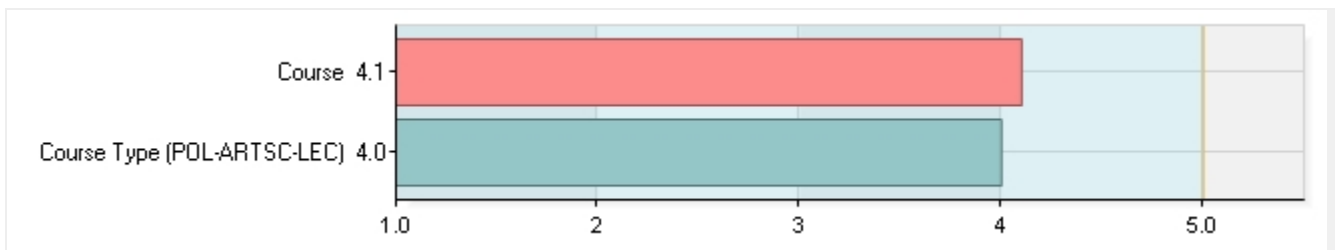
Course lectures improved my understanding of the course material.

Scale: 1 - Not At All 2 - Somewhat 3 - Moderately 4 - Mostly 5 - A Great Deal



The course stimulated new ways for me to think about the world.

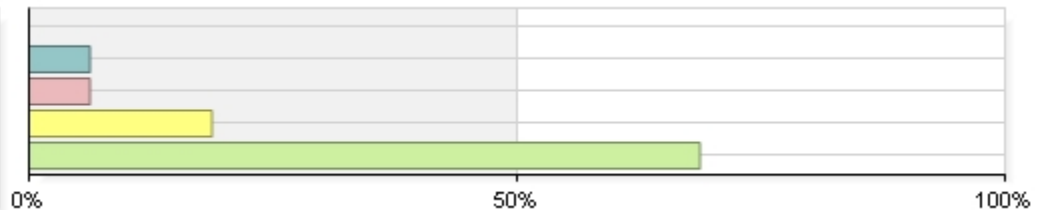
Scale: 1 - Not At All 2 - Somewhat 3 - Moderately 4 - Mostly 5 - A Great Deal



## Section 4. Formative Data

**C-1. The course instructor (Maciej Czuba) was enthusiastic about the course material.**

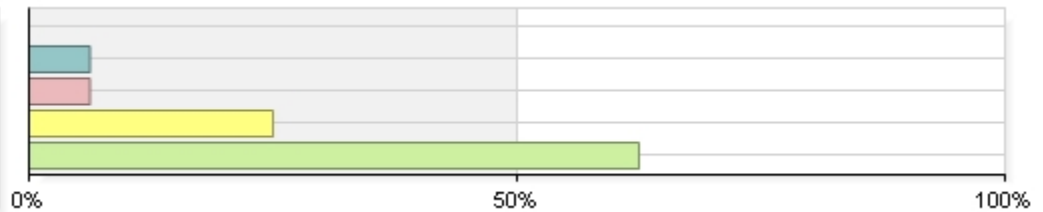
1 Not At All	0	0%
2 Somewhat	1	6%
3 Moderately	1	6%
4 Mostly	3	19%
5 A Great Deal	11	69%
<b>Total</b>	<b>16</b>	



Statistics	Value
Mean	4.5
Median	5.0
Mode	5
Standard Deviation	0.9

**C-3. The course instructor (Maciej Czuba) organized lectures in a logical manner.**

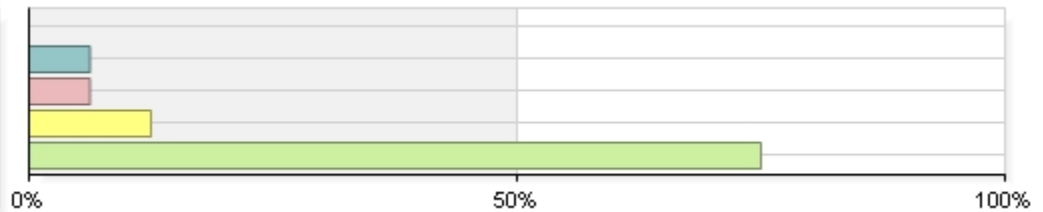
1 Not At All	0	0%
2 Somewhat	1	6%
3 Moderately	1	6%
4 Mostly	4	25%
5 A Great Deal	10	63%
<b>Total</b>	<b>16</b>	



Statistics	Value
Mean	4.4
Median	5.0
Mode	5
Standard Deviation	0.9

**E-1. The course instructor (Maciej Czuba) provided opportunity for classroom discussion.**

1 Not At All	0	0%
2 Somewhat	1	6%
3 Moderately	1	6%
4 Mostly	2	13%
5 A Great Deal	12	75%
Total	16	



Statistics	Value
Mean	4.6
Median	5.0
Mode	5
Standard Deviation	0.9